



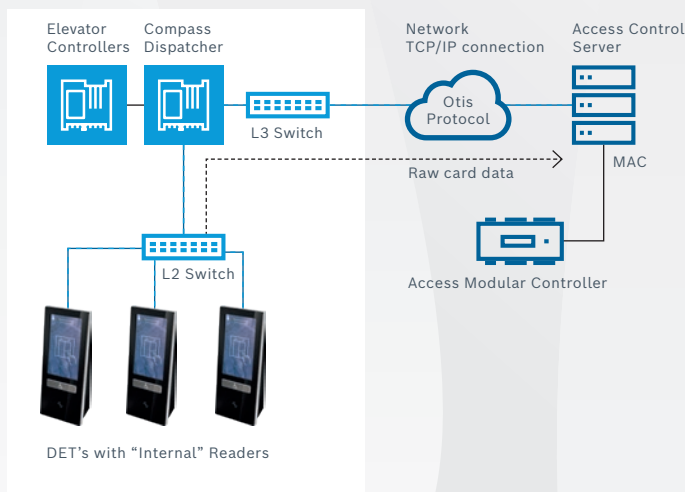
BOSCH

Invented for life

Integrated security, safety and building solution

Elevator management

Bosch Security and Safety Systems and Otis



- ▶ Efficient and convenient elevator traffic management
- ▶ Central management of cardholder access rights to floors and doors in BIS-ACE
- ▶ Optimized time to destination by calling the most appropriate elevator
- ▶ Improved energy efficiency through optimized elevator rides
- ▶ Different security modes and features for highest security and convenience

OTIS

The integration of the Bosch Building Integration System (BIS) with Otis' destination management system Compass allows for secure, efficient and convenient elevator traffic management. The cardholders' access rights to elevators, floors and front / rear doors are fully configured in the BIS Access Engine (BIS-ACE), taking into consideration access profiles and time plans as for any other door in the building. This ensures that only authorized cardholders can access restricted rooms, areas and floors, providing highest level security in the building. Compass makes sure time to destination and energy consumption are reduced. Cardholders show their badges and optionally enter the floor they want to travel to at the Compass terminal and are then directed to the most adequate elevator. The system assigns cardholders traveling to nearby floors to the same car, minimizing the number of stops, lessening car crowding as well as reducing passenger wait and travel times. The energy consumption is reduced as well as the elevator cars are filled up to an optimal number of persons.

The security and operation modes can be flexibly customized, providing options such as "default floor only", "user entry of destination floor" or "VIP mode". For highest convenience, the option "seamless entry" allows to assign the cardholder directly to his/her home floor when presenting the badge. A credential record may also have special descriptors assigned to it. These descriptors allow for additional information to be processed. For example, if the user is a VIP (requiring a private, express elevator run) or if the user is disabled (requiring adjacent elevator assignment, extended walk time or extended door dwell time).

Compatibility

Otis	Bosch Security and Safety Systems
CompassPlus Compass360	BIS 4.7 (and newer)

Applications / Vertical Markets



Commercial and office buildings with up to 255 floors



Healthcare and hospitals



Governmental buildings



Banking / finance

Key features

Highest resilience

The system is constantly working even in the case of temporary network disconnection.

Scalability

BIS and Compass are scalable and can be extended to several elevator groups to the customer's needs.

Validation of credentials and secure floor access

Cardholders' authorizations, privileges and descriptors are defined in the BIS-ACE for highest level of security and convenience.

Audit trail of all transactions

BIS-ACE provides an audit trail of all transactions and comprehensive support tools for investigations.

Usability

Compass terminals are easy to use and provide passengers with efficient movement throughout the building.

Efficiency

Compass gets passengers to their destinations fast and energy consumption is reduced.

How does the destination management work?

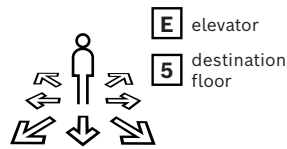
01 (when requested)
Present credentials



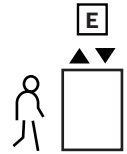
02 (when requested)
Enter destination



03
Receive elevator assignment



04
Proceed to assigned elevator



Otis fixtures



Touch-capable keypad



Touchpad



Touchscreen

The Bosch division Security and Safety Systems is a leading global supplier of security, safety, and communications products, solutions and services. Protecting lives, buildings and assets is our aim. The product portfolio includes video surveillance, intrusion detection, fire detection and voice evacuation systems as well as access control and management systems. Professional audio and conference systems for communication of voice, sound and music complete the range. Bosch Security and Safety Systems develops and manufactures in its own plants across the world. Additional information can be accessed at www.boschsecurity.com

Visit www.ipp.boschsecurity.com for details on the Bosch Integration Partner Program

Otis Elevator Company is the world's largest manufacturer and maintainer of people-moving products including elevators, escalators and moving walkways. With headquarters in Farmington, Connecticut, Otis employs 60,000 people globally, offers products and services in more than 200 countries and territories and maintains over 1.7 million elevators and escalators worldwide.

For more information, visit: www.otis.com