



Product Security Information

Intel Chipset Device Software INF Utility Information Disclosure Vulnerability BOSCH-SI-2024-0301 BT

Overview

The Intel Chipset Device Software INF Utility is responsible for installing the Windows INF files, where the INF file provides the operating system with information about a piece of hardware on the system. Thus, allowing the operating system to display the correct name for that piece of hardware in the Device Manager. The Intel Chipset Device Software INF Utility versions prior to 10.1.18088.8158 may allow information disclosure, therefore Bosch strongly recommends upgrading the Chipset INF Utility according to Supermicro recommendations to fix the vulnerability and strengthen the system security.

Affected Products

Bosch DIVAR IP all-in-one 5000 (DIP-52xx)
Bosch DIVAR IP all-in-one 7000 (DIP-72xx)
Bosch DIVAR IP all-in-one 7000 R3 (DIP-73xx)

Technical Details

1.1 Considered Common Vulnerabilities and Exposures (CVE)
CVE-2019-14596 (CVSS v3 Base Score: 5.5 Medium)

1.2 Vulnerability Details
CVE-2019-14596

Improper access control in the installer for Intel(R) Chipset Device Software INF Utility before version 10.1.18 may allow an authenticated user to potentially enable denial of service via local access.

1.3 References

<https://www.intel.com/content/www/us/en/security-center/advisory/intel-sa-00306.html>
<https://nvd.nist.gov/vuln/detail/CVE-2019-14596>

Solutions and Mitigations

The Intel Chipset Device Software INF Utility shall be updated by installing the Intel INF driver, provided, and recommended by the motherboard vendor, Supermicro. The driver version shall respect the product family as described next:

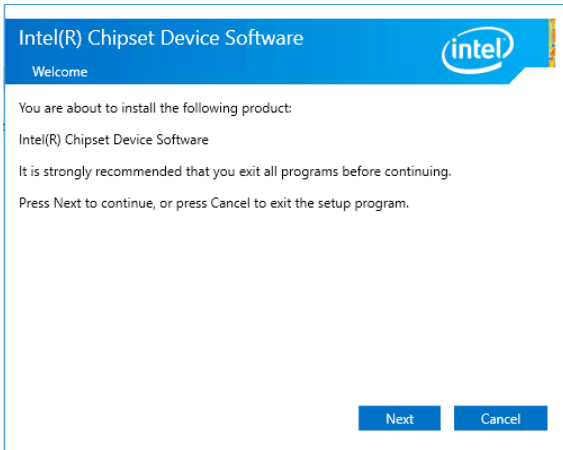
- Bosch DIVAR IP all-in-one 5000 (DIP-52xx) - [v10.1.18836.8283](#)
- Bosch DIVAR IP all-in-one 7000 (DIP-72xx) - [v10.1.18661.8255](#)
- Bosch DIVAR IP all-in-one 7000 R3 (DIP-73xx) - [v10.1.18836.8283](#)

Therefore, the following procedure should be applied to successfully upgrade the Intel Chipset Device Software INF Utility driver.

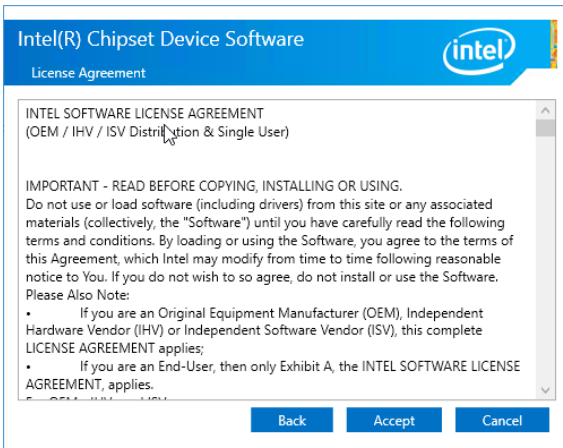
Warning!

The system will restart at the end of the upgrade process. Please save your work and close all applications before rebooting to avoid data loss or interruption. Please also note that the reboot may result in a recording gap for a short period of time.

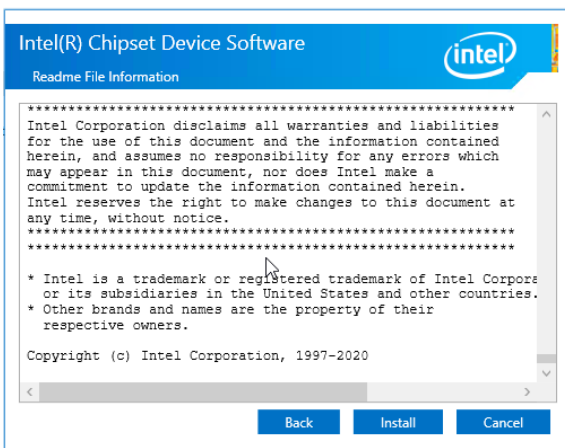
- 1) Sign in to the BVRAdmin administrator account.
- 2) Download the Chipset driver version according to the product family as mentioned before.
- 3) Extract the zip file and run the executable "*infinst_autol.exe*".
- 4) Click on **[Next]** of Welcome driver installation.



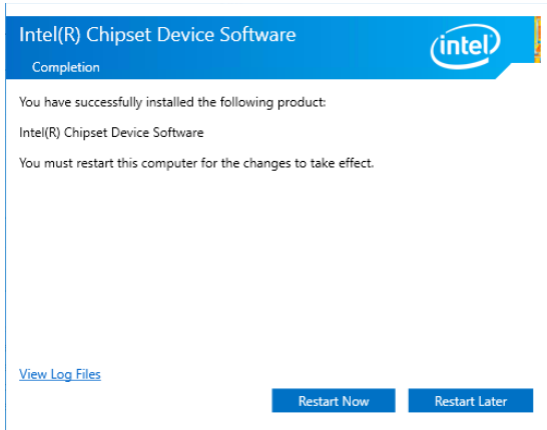
- 5) Click on **[Accept]** of License Agreement.



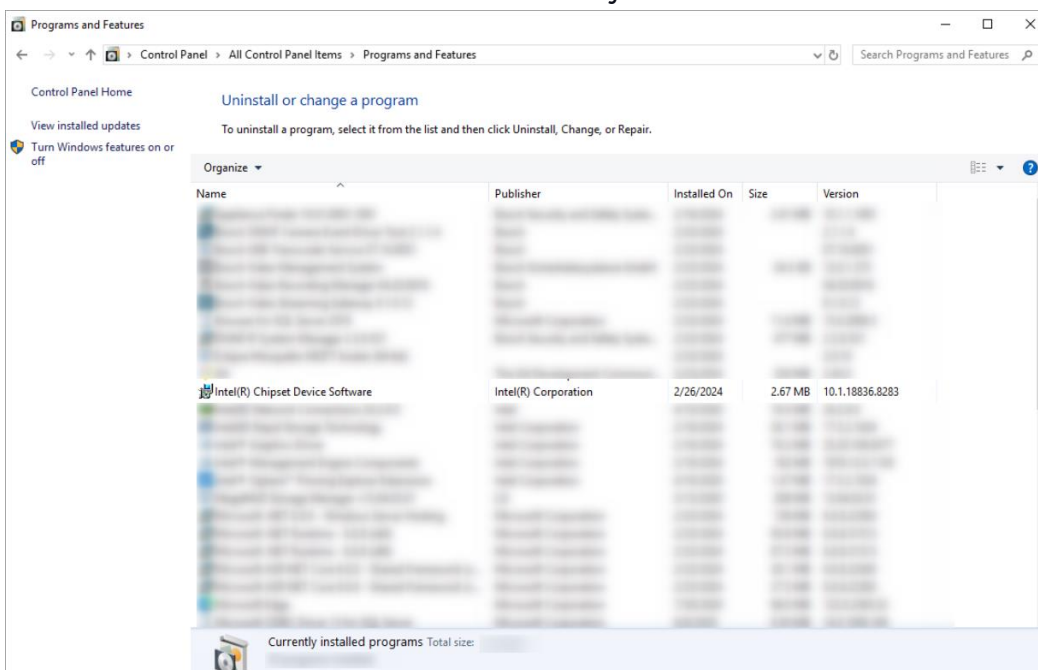
- 6) Click on **[Install]** of Readme File Information.



7) Click on **[Restart Now]** to complete installation.



8) Validate if the new version was successfully installed on Control Panel > Programs and Features



Notice!

For consistent functionality, compatibility, performance, and security, regularly update the software to the latest approved version throughout the operational life of the device.

Material Lists

Bosch DIVAR IP all-in-one 5000

Family Name	CTN	SAP#	Material description
DIVAR IP all-in-one 5000	DIP-5240IG-00N	F.01U.361.821	Management Appliance w/o HDD
DIVAR IP all-in-one 5000	DIP-5244IG-4HD	F.01U.362.424	Management Appliance 4x4TB
DIVAR IP all-in-one 5000	DIP-5248IG-4HD	F.01U.362.423	Management Appliance 4x8TB
DIVAR IP all-in-one 5000	DIP-524CIG-4HD	F.01U.362.422	Management Appliance 4x12TB
DIVAR IP all-in-one 5000	DIP-5240GP-00N	F.01U.359.551	Management Appliance GPU wo HD
DIVAR IP all-in-one 5000	DIP-5244GP-4HD	F.01U.359.552	Management Appliance GPU 4x4TB
DIVAR IP all-in-one 5000	DIP-5248GP-4HD	F.01U.359.553	Management Appliance GPU 4x8TB
DIVAR IP all-in-one 5000	DIP-524CGP-4HD	F.01U.359.554	Management Appliance GPU 4x12TB

Bosch DIVAR IP all-in-one 7000 (DIP-72xx)

Family Name	CTN	SAP#	Material description
DIVAR IP all-in-one 7000	DIP-7280-00N	F.01U.362.591	2U Management Appliance w/o HD
DIVAR IP all-in-one 7000	DIP-7284-8HD	F.01U.362.592	2U Management Appliance 8x4TB
DIVAR IP all-in-one 7000	DIP-7288-8HD	F.01U.362.593	2U Management Appliance 8x8TB
DIVAR IP all-in-one 7000	DIP-728C-8HD	F.01U.362.594	2U Management Appliance 8x12TB
DIVAR IP all-in-one 7000	DIP-72G0-00N	F.01U.362.595	3U Management Appliance wo HDD
DIVAR IP all-in-one 7000	DIP-72G8-16HD	F.01U.362.596	3U Management Appliance 16x8TB
DIVAR IP all-in-one 7000	DIP-72GC-16HD	F.01U.362.597	3U Management Appliance 16x12T

Bosch DIVAR IP all-in-one 7000 R3 (DIP-73xx)

Family Name	CTN	SAP#	Material description
DIVAR IP all-in-one 7000	DIP-7380-00N	F.01U.385.539	Management appliance 2U without HD
DIVAR IP all-in-one 7000	DIP-7384-8HD	F.01U.385.540	Management appliance 2U 8X4TB
DIVAR IP all-in-one 7000	DIP-7388-8HD	F.01U.385.541	Management appliance 2U 8X8 TB
DIVAR IP all-in-one 7000	DIP-738C-8HD	F.01U.385.542	Management appliance 2U 8X12 TB
DIVAR IP all-in-one 7000	DIP-73G0-00N	F.01U.385.543	Management appliance 3U without HD
DIVAR IP all-in-one 7000	DIP-73G8-16HD	F.01U.385.544	Management appliance 3U 16X8TB
DIVAR IP all-in-one 7000	DIP-73GC-16HD	F.01U.385.545	Management appliance 3U 16X12 TB

Document Change Log

2024.03.06 – Revision 1.00: Initial Release