



# Product Security Information

## Microsoft .NET Security Updates, Microsoft SQL Server Updates, ODBC and OLE DB Driver for SQL Server BOSCH-SI-2024-0302BT

### Overview

This Product Security Information affects BVMS systems and automatic updates for Microsoft products through Microsoft Update. The purpose of this information is to advise about the potential risk and to clarify its impact on a BVMS system.

### Affected Products

BVMS 11.1.1

BVMS 12.0

BVMS 12.0.1

BVMS 12.1

Bosch DIVAR IP all-in-one 5000 (DIP-52xx)

Bosch DIVAR IP all-in-one 7000 (DIP-72xx)

Bosch DIVAR IP all-in-one 7000 R3 (DIP-73xx)

Bosch DIVAR IP all-in-one 4000 (DIP-44xx)

Bosch DIVAR IP all-in-one 6000 (DIP-64xx)

### Technical Details

#### 1.1 Risk Assessment

BVMS uses some Microsoft products such as .Net, SQL Server and ODBC and OLE DB Driver for SQL Server. We have identified that if the Windows Update advanced option "Receive updates for other Microsoft products when you update Windows" is not enabled then Microsoft products would not be updated automatically, and security updates of Microsoft products would not be installed. Bosch recommends enabling the Windows Update advanced option "Receive updates for other Microsoft products when you update Windows", because without those updates the system could be vulnerable to different attack types which may affect confidentiality, integrity, and availability.

#### 1.2 References

<https://learn.microsoft.com/en-us/windows/deployment/update/waas-manage-updates-wsus>

### Solutions and Mitigations

There are different ways how to activate the automatic Windows Update of additional Microsoft products e.g. deploy updates with WSUS or activate the Advanced option manually as shown in figures 1, 2, 3.

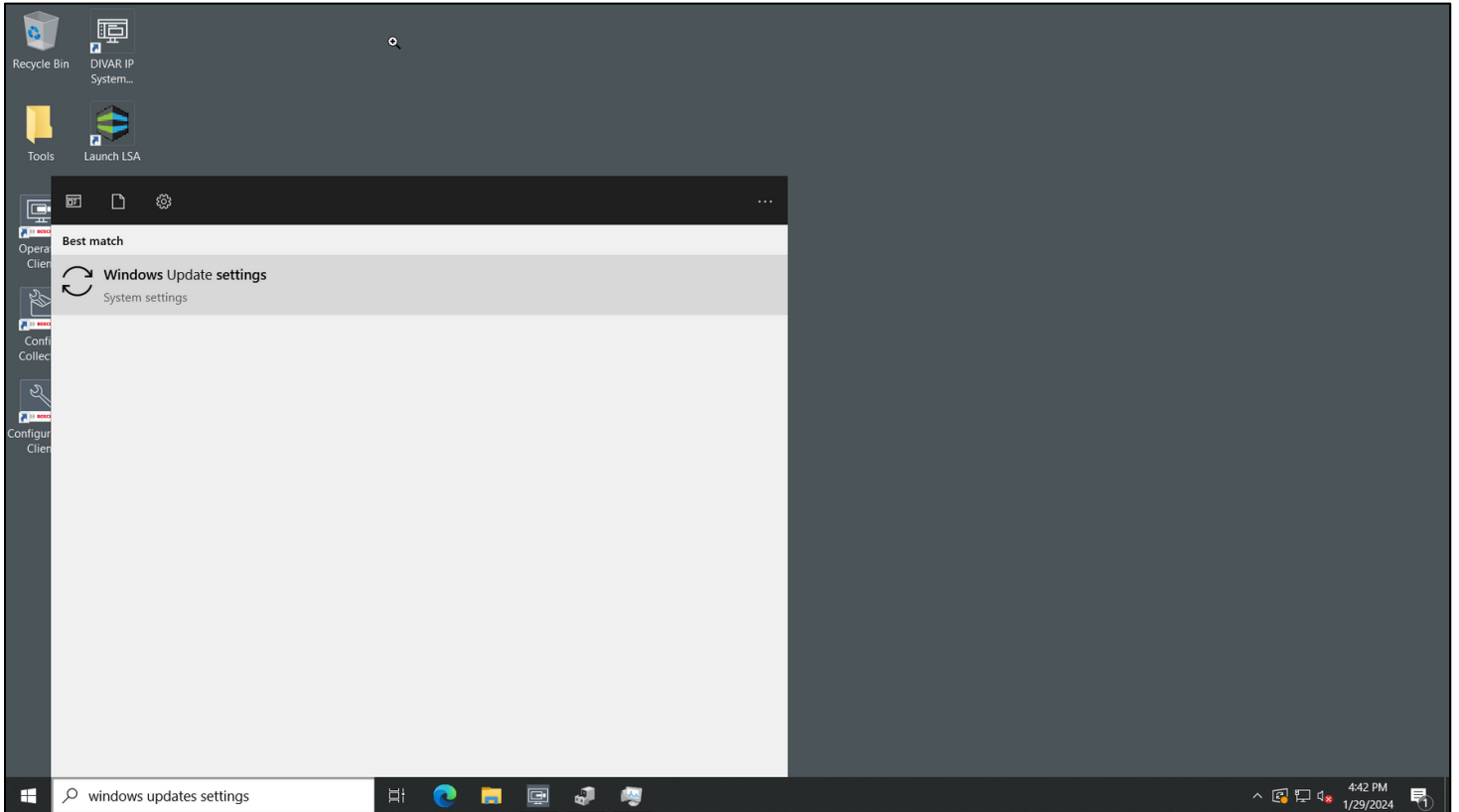


Figure 2: Search for "Windows Update settings".

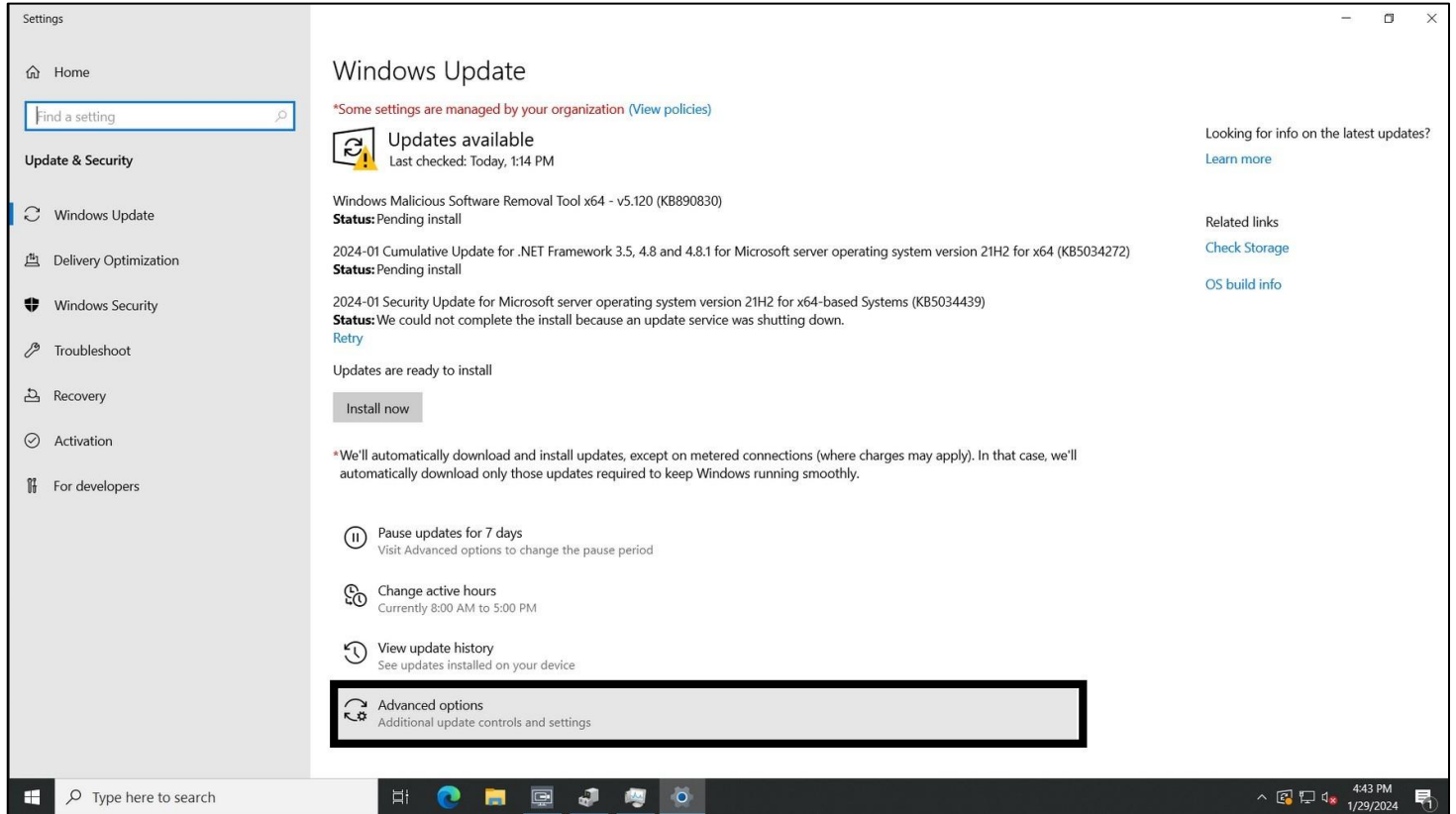


Figure 1: Select "Advanced options".

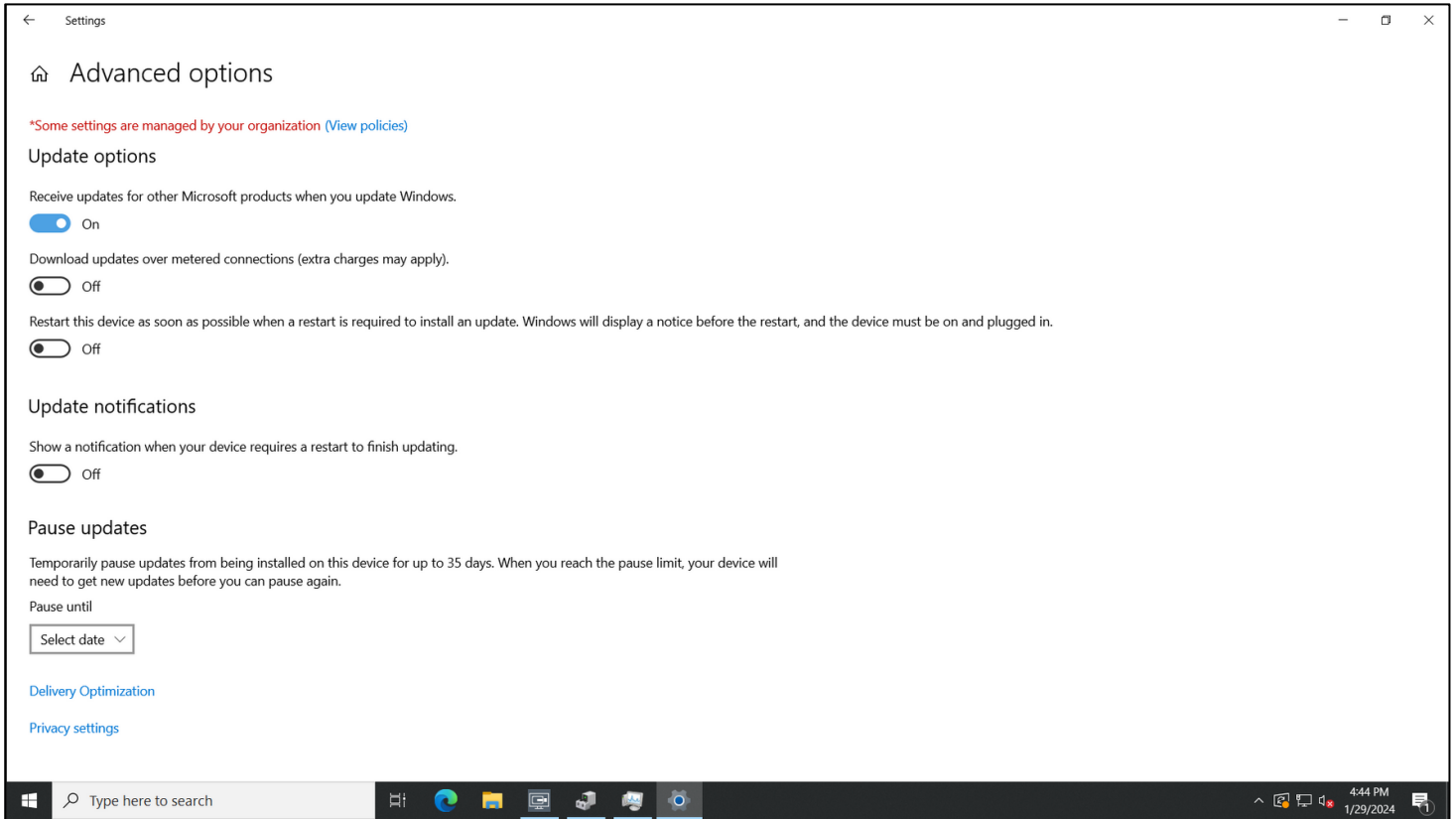


Figure 3: Enable “Receive updates for other Microsoft products when you update Windows”.

Windows update also provides a feature where the installed updates can be reviewed. How to check the installed updates see figures 4, 5.

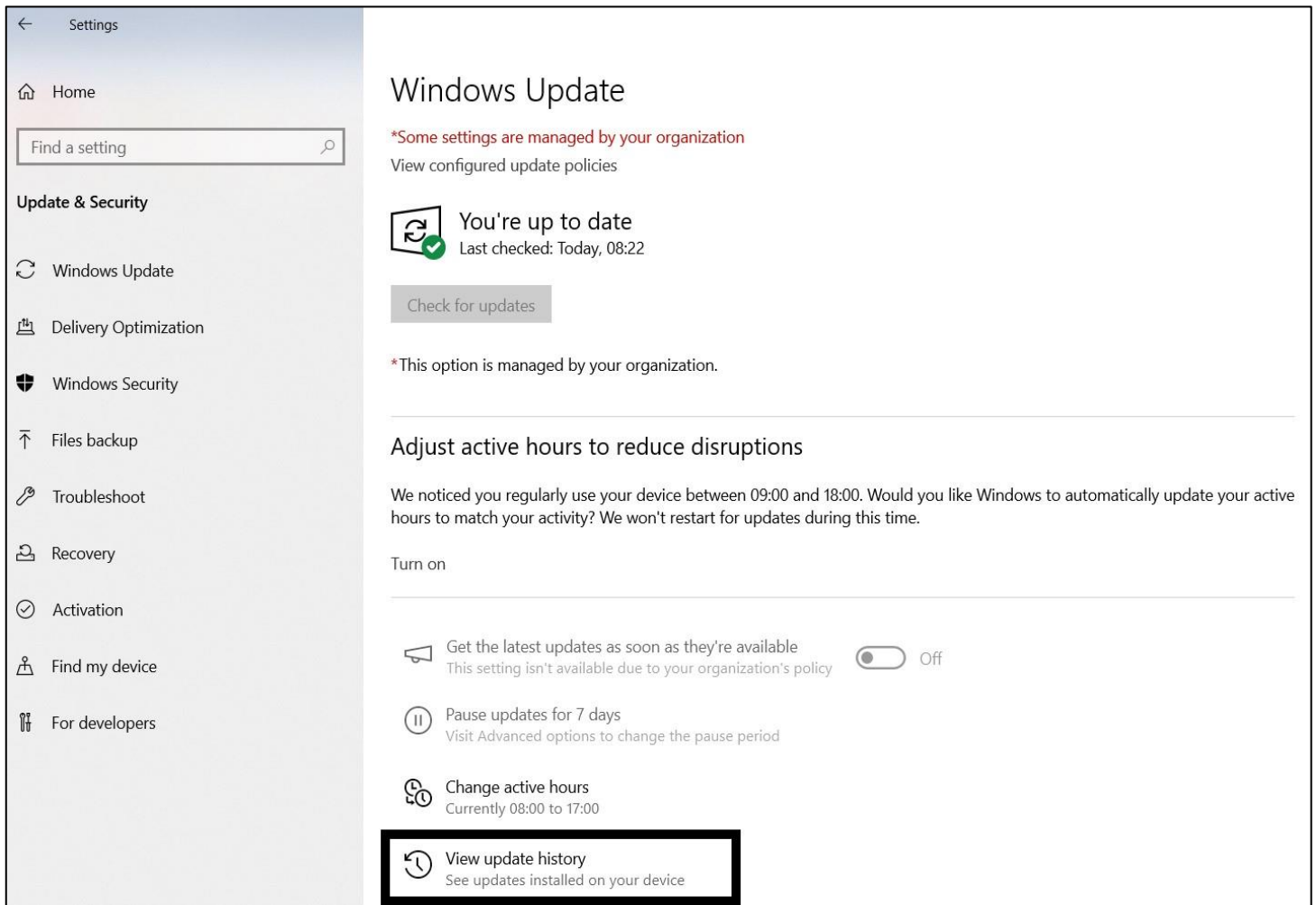


Figure 4: Select "Windows update history ".

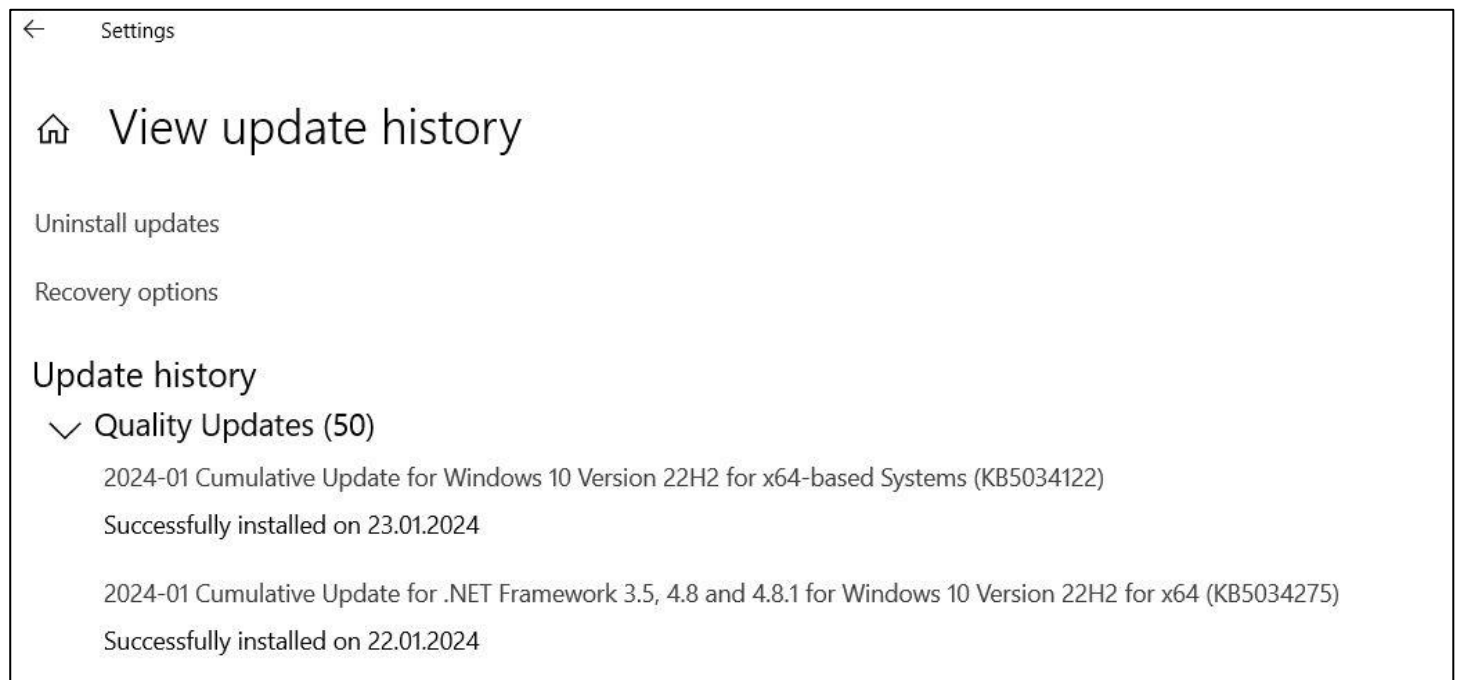


Figure 5: View update history.

**Notice!**

For consistent functionality, compatibility, performance, and security, regularly update the software to the latest version throughout the operational life of the device.

**Material Lists****BVMS**

Family Name	Versions	CTN	SAP#	Material description
BVMS Professional	11.1.1, 12.0, 12.0.1, 12.1	MBV-BPRO	F.01U.393.647	License Professional base
BVMS Plus	11.1.1, 12.0, 12.0.1, 12.1	MBV-BPLU	F.01U.393.650	License Plus base
BVMS Plus DIP	11.1.1, 12.0, 12.0.1, 12.1	MBV-BPLU-DIP	F.01U.374.503	License Plus base for DIVAR IP
BVMS Lite	11.1.1, 12.0, 12.0.1, 12.1	MBV-BLIT	F.01U.393.648	License Lite base
BVMS Lite DIP	11.1.1, 12.0, 12.0.1, 12.1	MBV-BLIT-DIP	F.01U.358.975	License Lite base for DIVAR IP
BVMS Viewer	11.1.1, 12.0, 12.0.1, 12.1	MBV-BVWR	F.01U.393.649	License Viewer base

**Bosch DIVAR IP all-in-one 5000**

Family Name	CTN	SAP#	Material description
DIVAR IP all-in-one 5000	DIP-5240IG-00N	F.01U.361.821	Management Appliance w/o HDD
DIVAR IP all-in-one 5000	DIP-5244IG-4HD	F.01U.362.424	Management Appliance 4x4TB
DIVAR IP all-in-one 5000	DIP-5248IG-4HD	F.01U.362.423	Management Appliance 4x8TB
DIVAR IP all-in-one 5000	DIP-524CIG-4HD	F.01U.362.422	Management Appliance 4x12TB
DIVAR IP all-in-one 5000	DIP-5240GP-00N	F.01U.359.551	Management Appliance GPU wo HD
DIVAR IP all-in-one 5000	DIP-5244GP-4HD	F.01U.359.552	Management Appliance GPU 4x4TB
DIVAR IP all-in-one 5000	DIP-5248GP-4HD	F.01U.359.553	Management Appliance GPU 4x8TB
DIVAR IP all-in-one 5000	DIP-524CGP-4HD	F.01U.359.554	Management Appliance GPU 4x12TB

**Bosch DIVAR IP all-in-one 7000**

Family Name	CTN	SAP#	Material description
DIVAR IP all-in-one 7000	DIP-7280-00N	F.01U.362.591	2U Management Appliance w/o HD
DIVAR IP all-in-one 7000	DIP-7284-8HD	F.01U.362.592	2U Management Appliance 8x4TB
DIVAR IP all-in-one 7000	DIP-7288-8HD	F.01U.362.593	2U Management Appliance 8x8TB
DIVAR IP all-in-one 7000	DIP-728C-8HD	F.01U.362.594	2U Management Appliance 8x12TB
DIVAR IP all-in-one 7000	DIP-72G0-00N	F.01U.362.595	3U Management Appliance wo HDD
DIVAR IP all-in-one 7000	DIP-72G8-16HD	F.01U.362.596	3U Management Appliance 16x8TB
DIVAR IP all-in-one 7000	DIP-72GC-16HD	F.01U.362.597	3U Management Appliance 16x12T

**DIVAR IP all-in-one 7000 R3**

Family Name	CTN	SAP#	Material description
DIVAR IP all-in-one 7000	DIP-7380-00N	F.01U.385.539	Management appliance 2U without HD
DIVAR IP all-in-one 7000	DIP-7384-8HD	F.01U.385.540	Management appliance 2U 8X4TB
DIVAR IP all-in-one 7000	DIP-7388-8HD	F.01U.385.541	Management appliance 2U 8X8 TB
DIVAR IP all-in-one 7000	DIP-738C-8HD	F.01U.385.542	Management appliance 2U 8X12 TB
DIVAR IP all-in-one 7000	DIP-73G0-00N	F.01U.385.543	Management appliance 3U without HD
DIVAR IP all-in-one 7000	DIP-73G8-16HD	F.01U.385.544	Management appliance 3U 16X8TB
DIVAR IP all-in-one 7000	DIP-73GC-16HD	F.01U.385.545	Management appliance 3U 16X12 TB

**DIVAR IP all-in-one 4000**

Family Name	CTN	SAP#	Material description
DIVAR IP all-in-one 4000	DIP-4420IG-00N	F.01U.404.040	Management appliance w/o HDD
DIVAR IP all-in-one 4000	DIP-4424IG-2HD	F.01U.404.041	Management appliance 2x4TB
DIVAR IP all-in-one 4000	DIP-4428IG-2HD	F.01U.404.042	Management appliance 2x8TB
DIVAR IP all-in-one 4000	DIP-442IIG-2HD	F.01U.404.043	Management appliance 2x18TB

**DIVAR IP all-in-one 6000**

<b>Family Name</b>	<b>CTN</b>	<b>SAP#</b>	<b>Material description</b>
DIVAR IP all-in-one 6000	DIP-6440IG-00N	F.01U.404.045	Management appliance 1U w/o HDD
DIVAR IP all-in-one 6000	DIP-6444IG-4HD	F.01U.404.046	Management appliance 1U 4x4TB
DIVAR IP all-in-one 6000	DIP-6448IG-4HD	F.01U.404.047	Management appliance 1U 4x8TB
DIVAR IP all-in-one 6000	DIP-644IIG-4HD	F.01U.404.048	Management appliance 1U 4x18TB

**Document Change Log**

06.03.2024 – Revision 1.00: Initial Release