



# BOSCH

Invented for life

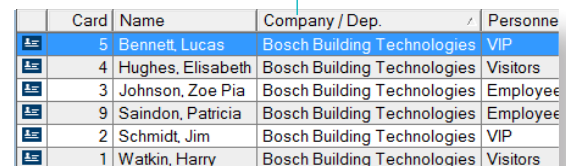
## Access Professional Edition







The flexible access control system  
that grows with your business

# Access Professional Edition:

## the ideal solution for easy and intuitive access management

- ▶ A scalable security management solution that grows with your requirements
- ▶ Wide range of access and security solutions for different situations
- ▶ Flexible assignment of operator and credential holder privileges
- ▶ Deployment of up to 5 cameras at each door
- ▶ Compatible with a wide range of readers and credential formats
- ▶ Enhanced data security thanks to OSDP v2



	Card	Name	Company / Dep.	Personne
	5	Bennett, Lucas	Bosch Building Technologies	VIP
	4	Hughes, Elisabeth	Bosch Building Technologies	Visitors
	3	Johnson, Zoe Pia	Bosch Building Technologies	Employee
	9	Saindon, Patricia	Bosch Building Technologies	Employee
	2	Schmidt, Jim	Bosch Building Technologies	VIP
	1	Watkin, Harry	Bosch Building Technologies	Visitors

### Attendance list:

Details on cardholders appear here (e.g., current location or company).

Access Professional Edition (APE) meets a wide range of security requirements, while letting you integrate comprehensive video or intrusion monitoring features.

Access Professional Edition is an easy-to-use, scalable software for controlling access to and within small and medium sized enterprises with high security requirements. Thanks to the modular character of the system, it gives you a lot of flexibility and room to grow your business. For example, you can start out with a smaller system of up to 2,000 cardholders and 16 readers and – when your business and security requirements grow – expand it to a maximum of 512 readers. Various integration possibilities with access and security functions, including video, intrusion and elevator management enable you to use the APE as a complete security solution.

The support of Open Supervised Device Protocol (OSDP) allows for a bidirectional encrypted communication between reader and controller, enhancing data security and flexibility.

Access Professional Edition uses a client/server structure, letting you access the server from any authorized workplace. An intuitive Windows-style interface and intelligent functions help you to manage the system.

The system's enhanced flexibility lets individuals hold credentials of different formats such as keyfobs or cards and different technologies. This permits new and legacy equipment to coexist, which enables a gradual, budget-friendly migration from one reader technology to another.

### Application toolbar:

You can use these icons to start different applications, depending on your user privileges.



### Information area:

Content depends on selected application, e.g. cardholder details, single or quad live video view, etc.

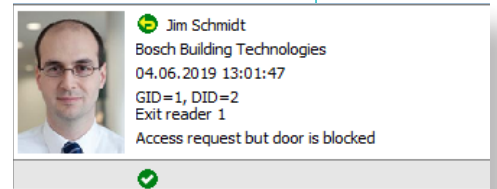


### Device tree:

Can be used to turn videos on/off, control doors and enable online swipe.

### Video verification screen:

Provides cardholder database and ID camera image for comparison, surveillance video streams and control buttons for granting or denying the access request.



### Online swipe:

Displays up to 400 chronological events like access and door state events.



# A wide range of solutions to meet your needs

Access Professional Edition gives you the ability to customize your security solution beyond access control requirements while minimizing your investment costs.

The easy-to-use operator interface of the APE and the ability to administer up to 10,000 cardholders and up to 512 readers makes it a straightforward access control solution. To suit your particular needs, a wide variety of devices such as video cameras or alarm sensors can be connected via the corresponding input / output signals.

## Alarm verification

If an alarm is triggered at a door, due to misuse or unauthorized access, an image will immediately be displayed from the corresponding location in the operator screen. Simultaneously, it can be recorded in a connected Digital Video Recorder. The stored alarm archives can be easily accessed from the event log by clicking a single button.

## Video verification

Video verification gives you even more security. Up to five cameras per door can be used to immediately identify threats and misuse such as tailgating. A cardholder image pops up automatically when someone requests access to ensure that only authorized persons can access designated areas.

## Arming/disarming of intrusion systems

The possibility to connect intrusion detection systems enables you to monitor and manage burglary scenarios within the APE system enhancing your security solution. Intrusion detectors can be easily armed and disarmed directly at any reader using an appropriately authorized access credential and a corresponding PIN code.



Combination of access credential with video verification for enhanced security. Up to five cameras can be deployed at each door to immediately identify threats and secure that only authorized persons can access designated areas.



## Threat alert

APE's threat alert feature enables you to quickly initiate safety measures in case of a threat or emergency. By pushing a button, presenting a special "emergency card" to a reader or activating the threat alert in the APE user interface, you can change the behavior of all doors to the following, preconfigured modes:

- **Secured:** all doors are completely blocked and the access rights of all cardholders are temporarily revoked
- **Open:** all doors are completely unlocked and no access credentials are needed to open the doors, allowing everybody to enter / leave without barriers
- **Locked:** the long-term open mode is withdrawn and only persons with configured access rights have access when presenting their credentials

## Customizable operator functions


System administrators, having full configuration rights, can easily define operators' authorizations. Up to 16 operators with individual privileges can be simultaneously logged in performing different tasks. For example, security guards can have permission to manage alarms and view logs, while IT personnel may configure the system and assign credentials.



# Powerful security management with the mapviewer

The integrated mapviewer greatly increases situational awareness in case of an alarm and can be combined with video surveillance.

For an easy navigation on the floor plan, reader icons are placed on the respective access control points on the map. In addition, live view and door control can be accessed from the map and device tree. The logbook contains real-time event data that is quick and easy to retrieve. For maximum security, all communications from the data management server to the door controllers are fully encrypted.



## **Tree structures:**

Map and device tree structures for easy navigation and control. Up to three hierarchal levels can be created.

## **Alarm list:**

Alarm events are displayed for the operator to deal with. When an alarm is triggered, related maps and camera views automatically appear.

## **Device control:**

Direct control of devices in the view, allowing live camera view and controlling doors.

## **Video alarm notification:**

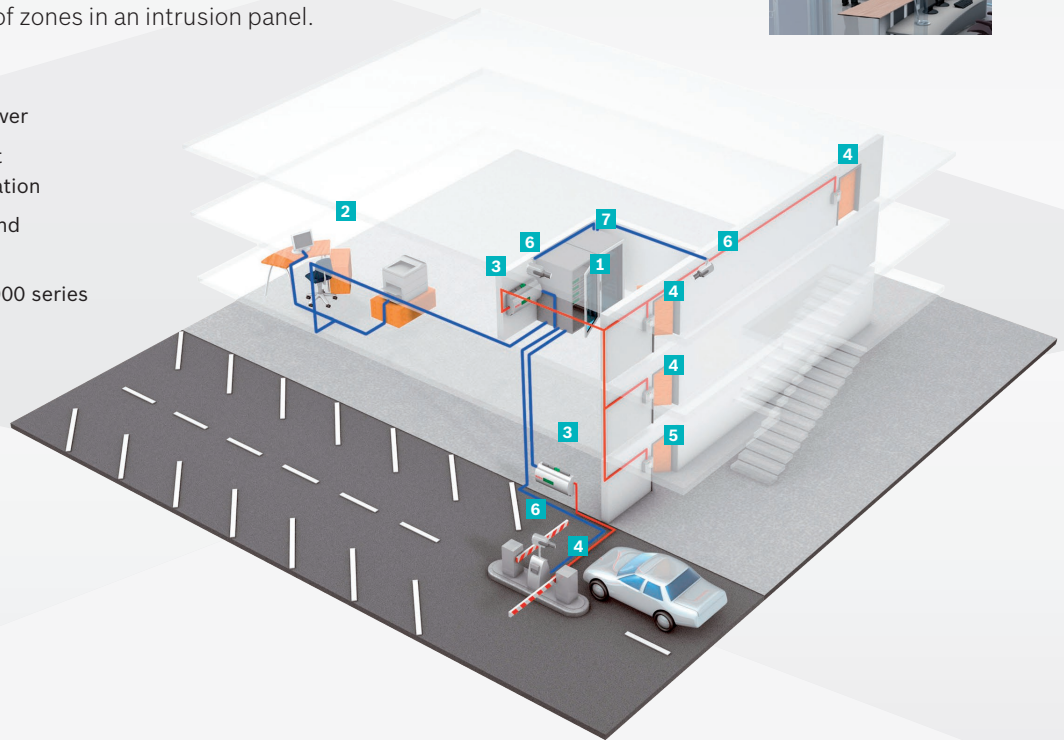
Provides a live streaming camera image to let operators remotely verify and activate alarm events and respond appropriately.

## Installation example:

Standard access control combined with IP video devices and intrusion detection systems provide a wide range of security functions around doors and zones, such as access control, video and alarm verification or arming/disarming of zones in an intrusion panel.



- 1 Access Professional database server
- 2 Access Professional Edition client workstation, alarm monitoring station
- 3 AMC access controller, for Wiegand or RS485 bus readers
- 4 Access reader, e.g. Lectus duo 3000 series or Lectus secure series
- 5 Access reader with keypad, e.g. LECTUS duo 3000 EK
- 6 IP video device, e.g. Dinion IP camera, VIP-X, Videojet X
- 7 DVR (Digital Video Recorder)



## Security **that grows with your needs**

When you reach the system's limits, the Access Professional Edition can be extended to the Bosch Building Integration System

### Room to expand

Whether you use the Access Professional Edition for a retail store, an office building or a hospital, the system is the ideal solution as it lets you administer up to 10,000 cardholders and 512 readers. Additionally, further devices such as video cameras, lights or elevators can be connected via the input / output signals, allowing you to adjust the system to your specific needs. APE is compatible with a wide range of Bosch readers and credential formats. And it can be managed from multiple workstations or clients with different user profiles.

If you need to expand your access control solution even further, the Bosch Building Integration System (BIS) offers you an even wider range of functionalities with up to 200.000 users that can be managed. The Access Modular Controller (AMC) that APE uses is also compatible with BIS, allowing you to upgrade your system without hardware replacements and thus protecting your investment.

### Products you can count on

The broad range of flexible and scalable products from Bosch Security and Safety Systems ensures the security of your investments. Count on them for high quality and optimized functionality to meet your needs and minimize your total cost of ownership.

## Bosch Security and Safety Systems

Protecting lives, buildings and assets is our aim. Our product portfolio includes video security, intrusion detection, fire detection and voice evacuation systems as well as access control and management systems.

Professional audio and conference systems for communications of voice, sound and music complete the range.

### **Bosch Security and Safety Systems**

To learn more about our product offering,  
please visit [www.boschsecurity.com](http://www.boschsecurity.com)

© Bosch Sicherheitssysteme GmbH, 2019  
Modifications reserved